

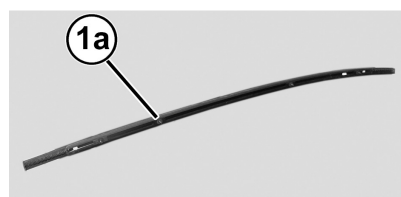
7065C19 - LONGITUDINAL MOUNTING (ONE), LEFT OR RIGHT, FOR ROOF RACK BARS - R.R.

REMOVING

REFITTING

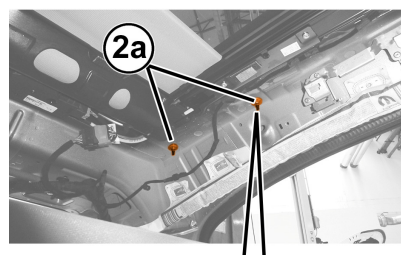
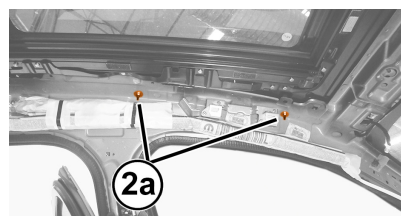
- Check that the longitudinal support is not damaged.

1. Position longitudinal support (1a).



1. Restore the thread lock on the studs (1a).

2. Undo the nuts (2a) and tighten them holding the respective studs (1a) still using their wrench.



[7040H16 ROOF PANEL LINING FOR VERSIONS WITH SUNROOF - R.R.](#)

- Or, alternatively.

[7040H10 ROOF PANEL LINING - R.R.](#)

7040H42 REAR PILLAR TRIM (ONE), LEFT OR RIGHT - R.R.

7065C86 CURRENT SOCKET IN LUGGAGE COMPARTMENT - R.R.

7040G30 BOOT LIGHT BULB HOLDER - R.R.

7040B26 LOAD PLATFORM COVER BLIND - R.R.

7050D42 TRIM OF REAR SEAT SQUAB SIDE PANEL (ONE), LH OR RH - R.R.

7045B10 FRONT SEAT HEAD RESTRAINT, LH OR RH - R.R.

- Connect the car's electrical system.

5530BZ CHECKS AFTER DISCONNECTING/CONNECTING VEHICLE ELECTRICAL SYSTEM

© FCA ITALY S.P.A.

- -